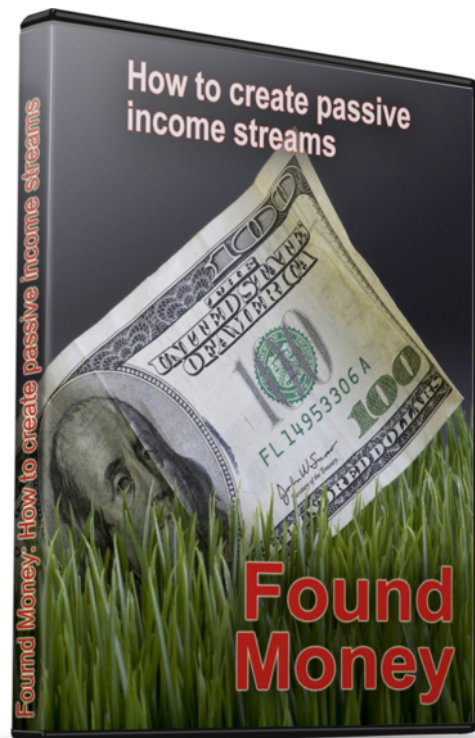


Found Money: Build Streams of Passive Income!

21 Ideas To Find Easy Money and Create Passive Income Streams



Found Money: Easy Money Course!

BOOK AUTHOR NOTICES AND DISCLAIMERS FOR David Perdeu
Copyright © 2013 (David Perdeu). All rights reserved worldwide.

No part of this material may be reproduced or used in any manner whatsoever without the prior written permission from the author, except for brief excerpts in a book review.

The author and publisher shall have no liability or responsibility to any person or entity and hereby disclaim all liability including without limitation liability for consequential damages regarding any claim, loss or damage that may be incurred, or alleged to have been incurred, directly or indirectly, arising out of the information provided in this book.

Found Money: Easy Money Course!

You've decided you don't just want to create one stream of Passive Income in your business – you want to create more.

Here are twenty-one ideas you can consider and put to use.

1. Look for Passive Income opportunities that self-renew on a residual basis.

In plain English, an example would be promoting a Membership Site as an affiliate, and collecting your commission on every sign-up to that site...

[Fitness Generator](#)

Fitness Generator allows personal trainers and fitness professionals to train clients on the Internet. Affiliates earn monthly recurring commission of \$10 on referred memberships.

...Then collecting commission *every month your sign-up candidate's membership is active!*

2. Create Passive Income accessories for your Service-based business.

Often clients who are impressed by your services will look for accessories and products created by you that they can augment those services with. So do create a "My Products" section, and make sure you create products and guides clients (and anyone else) can purchase via links from your website.


***"Get More Done, Make More Money:
The 5 Easy Steps to Find, Hire, and
Partner with a Virtual Assistant"***

"Get More Done, Make More Money" eBook PLUS 25 audio interviews with VAs, entrepreneurs who work with VAs, VA service providers, and leaders in the VA industry

eBook
I promise you the book is everything I know about finding, hiring, and working with a virtual assistant. And to make it EVEN BETTER, I've included edited audio versions of every single interview I did. Every one.

Digital audio recordings
The audios were originally intended to be just for me, for research — but the information I got from the people I interviewed was so good, and their voices were so compelling, that I knew I just had to find a way for you to hear exactly what they told me. And boy, did I talk to some fabulous people!

Original interviews not available anywhere else
These interviews are NOT available anywhere else!



The image shows a book cover for "Get More Done, Make More Money" by Marcia Hoeck. The cover is blue and green with a photo of the author. Below the book are three stacks of green digital audio recordings. The stacks are labeled: "Digital Audios 1-8", "Digital Audios 9-16", and "Digital Audios 17-25".

A perfect example would be Marcia Hoeck's eBook and supplemental media files. Notice the Title supports her position as a super VA (virtual assistant). Notice also she didn't just stop at creating a simple eBook, but added digital audio recordings, as well as interviews with high-profile clients.

While Hoeck is off taking care of business, her books and recordings are selling themselves.

3. Create a Course – sell it with a webinar.

Found Money: Easy Money Course!

Do you have strong skills in certain areas? Then create a course in installments, record it via a service such as GoToWebinar, and create a free, live Webinar with which you can promote it.



Invite guest experts. Increase the appeal of your invitation by offering their subscribers special price (or free “early bird access”) to your course.

Offer to share the recordings and transcripts with them.

Create an incentive just for their subscribers.

And even if you can’t yet attract powerful guests, simply creating your course and making sure it’s consistent, professionally produced and

dynamic will help attract affiliates and new buzz.

4. Clean out your files.

Take a day to clean out your hard drive. If you have a long business history, take another day to clean out your paper files.



See what forgotten information you can retrieve.

Keep the best pieces (or make a note of each) and use them to brainstorm more Passive Income creation ideas.

You may find it’s amazing how easily a forgotten phrase can trigger

a powerful income-generating idea.

5. Create a Review Blog.

Giving honest recommendations and reviews can significantly increase clickthroughs and sales for the products you're reviewing.

You don't have to be a dedicated Review writer to do this, either. Even if yours is a service business, you can create a blog dedicated to reviewing tools your client or fellow service-provider base commonly uses – or is considering using.

There's an art to creating a review blog that really works, however.

Create a Review Template – the format should always be the same: Only the specific information should change.

- **Include the following fields or sections:**
 - **Benefits**
 - **Drawbacks**
 - **Features**
 - **Price**
 - **Unique qualities or features**
 - **Ending containing information on how to get it (your affiliate link)**
- **Take your own photographs of real products**
- **Use sub-heads, white space, bullet points**

By keeping the format always the same, you will literally “train” your readers’ brains to prefer your reviews. They will always know what to expect, in what form to expect it and where to quickly find the type of information they need for any product.

Found Money: Easy Money Course!

6. Create Optimized YouTube videos.

One great place to create Passive Income: YouTube.

Pick a product you're trying to sell. Make a short video about it. Upload it, including a strong call to action.

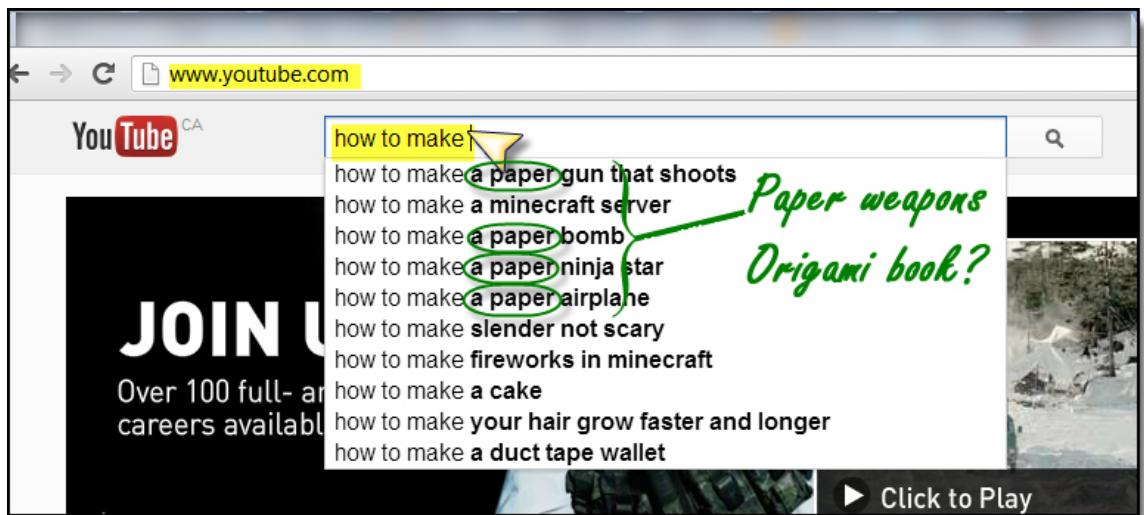
Make sure your video...

- Says what it's going to be about
- Lets your audience know what the product or method (or whatever else you're demonstrating) can do for them
- Concludes by telling the viewer what action you want them to take

Your video doesn't have to be high-tech, or feature you talking to the camera. You can use stills of cartoons, a power point presentation or demonstrate something via screen shots. Make a number of these and do a bunch with the same keyword.

7. Check out YouTube for ideas on the next hot, Passive Income generating video to make.

Look at what's trending and run searches. (YouTube provides more than one way to trigger good product creation or promotion ideas.)



(Be sure to follow YouTube's guidelines!)

8. Re-publish an old, public domain book that will interest your specific subscribers or clients.

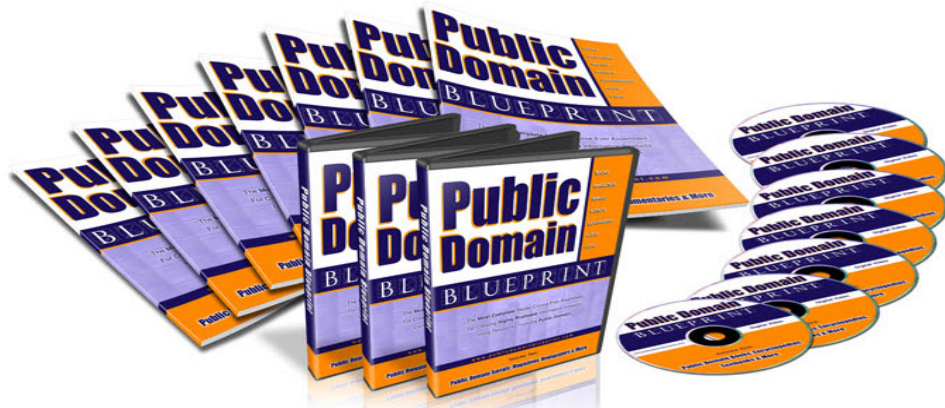
The key here is in the selling and promotion, of course. Let people know why revisiting old wisdom is going to be important to them – and what benefit they can take away.

And if you really want to make this process a painless learning experience (and maximize your chances of making Passive profits from publishing your first PD book), check out [Tony Laidig's Public Domain Blueprint!](#) It's an easy-to-follow, rich tip laden "course" on how to do this with maximum result.

Good News! You NOW Have Access to BLUEPRINTS that Enable You to Achieve Predictable, Reproducible Results with Your Content Creation!

Introducing...

"Public Domain Blueprints"



9. Get paid for managing others.

If you have expertise in an industry, advertise your services to match up experts your potential clients needs with their businesses – think “dating site for business” (only with no dating. That you know about, anyway...)

Think of it as picking up a “finder’s fee”.

In fact, you could even become your own employment agency... then outsource it to a Virtual Assistant.

Found Money: Easy Money Course!

10. Create an online app or resource and turn it into a Membership Site.

Have a really unique talent or idea? Leverage it into an app or online resource site. Then sell memberships.

Even if you outsource app creation to a top notch app developer, the expense should be well worth your while, if you really are providing a unique service your target market has been crying out for.



(In our example, above, *creating* the logo is free... downloading costs the user!)

11. Develop a plugin your niche members would love to use!

Again, you don't need to be brilliant Wordpress developer to create a plugin. You simply need to hire the right developer who specializes in plugins.

You can risk trying a new developer in absurdly cheap markets such as Fiverr.com; or hire someone who has been recommended to you. (Ask the Tech at any forum you belong to for recommendations. By the way, [I love this tool for mining Fiverr.com](#))

Or you can post a proposal in job marketplaces such as oDesk.com.

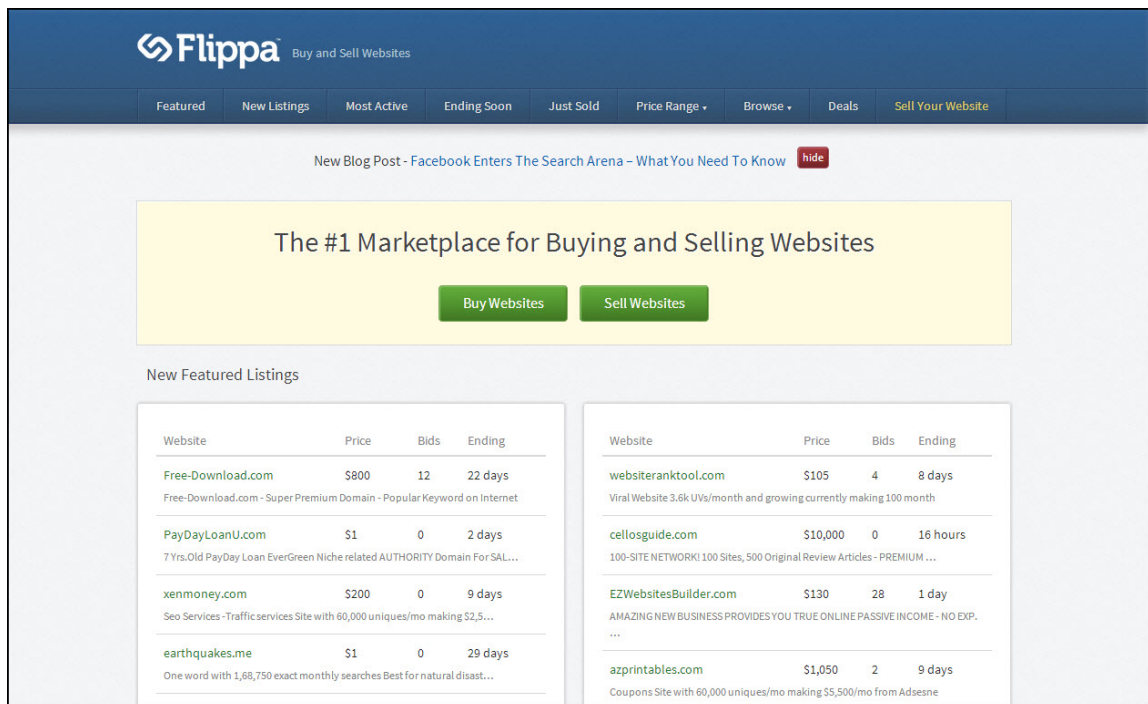
Found Money: Easy Money Course!

12. Buy an established website.

Of course, this only works if you have cash to invest! But if you do, looking for a reliably-listed blog that already has some traffic and a decent history can be a way to fast-track Passive Income – especially if it needs cosmetic clean up.

Just be extremely careful that it hasn't already been Penguinized by Google. (If it contains a lot of exact-match anchor text and heavily repeating keywords, it probably has.)

Check out [Flippa](#) and the [Flippa blog](#) if you want to learn more about blog flipping.



The screenshot shows the Flippa website interface. At the top, there's a navigation bar with the Flippa logo and the tagline "Buy and Sell Websites". Below the navigation bar, there are several tabs: "Featured", "New Listings", "Most Active", "Ending Soon", "Just Sold", "Price Range", "Browse", "Deals", and "Sell Your Website". A notification banner at the top reads "New Blog Post - Facebook Enters The Search Arena - What You Need To Know" with a "hide" button. The main content area features a large yellow banner with the text "The #1 Marketplace for Buying and Selling Websites" and two buttons: "Buy Websites" and "Sell Websites". Below this, there's a section titled "New Featured Listings" which contains two tables of website listings.

Website	Price	Bids	Ending
Free-Download.com	\$800	12	22 days
Free-Download.com - Super Premium Domain - Popular Keyword on Internet			
PayDayLoanU.com	\$1	0	2 days
7 Yrs.Old PayDay Loan EverGreen Niche related AUTHORITY Domain For SAL...			
xenmoney.com	\$200	0	9 days
Seo Services - Traffic services Site with 60,000 uniques/mo making \$2,5...			
earthquakes.me	\$1	0	29 days
One word with 1,68,750 exact monthly searches Best for natural disast...			

Website	Price	Bids	Ending
websitesranktool.com	\$105	4	8 days
Viral Website 3.6k UVs/month and growing currently making 100 month			
celloguide.com	\$10,000	0	16 hours
100-SITE NETWORK! 100 Sites, 500 Original Review Articles - PREMIUM ...			
EZWebsitesBuilder.com	\$130	28	1 day
AMAZING NEW BUSINESS PROVIDES YOU TRUE ONLINE PASSIVE INCOME - NO EXP. ...			
azprintables.com	\$1,050	2	9 days
Coupons Site with 60,000 uniques/mo making \$5,500/mo from Adsense			

13. Remember to create affiliate programs and affiliate resources for all your websites, services and products!

What better way to make money than to have others doing it for you?

This, by the way, can be a huge passive income generator. If you are a product creator, you'll love getting passive income receipts as your affiliates pass around your high-quality and unique content.

Creating brandable reports is an excellent way to do that. And it's not hard. Check out this new tool which



Found Money: Easy Money Course!

makes brandable reports a snap for you and your affiliates. It's called XBrander and you can find it at xBrander.com

Once you've created your affiliate tools, don't forget to promote them.

14. Use Rewards to motivate your affiliates.

Rewarding your affiliates is a legitimate way to motivate their best efforts on your behalf. You can do it in the form of straight cash bonuses or gifts.

If you are dealing with a super affiliate, the cash will almost certainly be better appreciated than material goods (they may have whole closets-full of these!)


A tactic that incites your affiliates' re-doubled, dedicated efforts to make you more money is always well worth the investment!

15. Use Contests to motivate your affiliates.

Mix-and-match your cash or material-goods bonuses with contests. Why? Some affiliates who will give up at the idea of being "good enough" to earn a substantial reward will go into overdrive for a contest – it provides the right sort of stimulus for this type of affiliate!

The competition is simple. He / she who refers the most NEW subscribers between January 1, 2013 – February 28, 2013 wins...

1st PLACE - \$5,000 CASH
2nd PLACE - \$3,000 CASH
3rd PLACE - \$2,000 CASH




It's extremely simple to get credit for referrals, just give people your [member affiliate link](#) and if they sign up you get credit.

Here's the details below you can also find on my [affiliate page](#).

16. Use an Ad campaign.

Let your money make you money: Invest in a Google AdWords campaign to drive sales very quickly to your eProduct or new blog or website.



Check out Facebook PPC advertising too – as with AdSense, you can set your limit and run your campaign for as short or long a period as you like.



17. Let your affiliates know what to expect.

If affiliates are told how you like things done, what you expect from them – and what they can expect from you – you’ll take a lot of pressure off and help them focus their efforts on your behalf.

People tend to get too literal when thinking of “creating more passive income streams”: Half the time, it should really be a mindset of “getting more Passive Income from the streams I have” – and intelligent affiliate handling and communication can achieve much of this goal.

- Care about your affiliates
- Listen to them
- Talk to them
- Respect them

Found Money: Easy Money Course!

- Praise them

You really don't have to hand-hold – you just have to communicate clearly and listen. Do that, and you'll learn what really motivates them – and how you can help them increase your sales!


18. Create special offers for forums you belong to.

When it comes to getting more mileage out of a single product or course you've created, having a pre-release for a select group of targeted individuals makes so much sense on so many levels, it's a no-brainer.

A closed forum is ideally set up as a strong test market – and most of them have a "Members' Offers" section. You will probably have to run your offer by an Administrator, but if rules allow, go for it!

You'll be able to reap:

- Early feedback
- Alerts towards problems, or potential problems, that you need to fix or tweak
- A fast cash infusion
- Early testimonials you can use in your main release
- Early subscribers!



Find and Offer Services
Want to write content for others or find someone to make a header for you? Exchange or offer services here.

19. Get a coach!

If you've been fumbling around on your own for a while without much success, your best bet is to hire a coach, if you can afford one; or join a reputable affiliate marketing Membership Site – one that includes lessons and/ or resources.

Make sure you check all references, and avoid anyone who promises you significant amounts of money in your first week.

Found Money: Easy Money Course!

If you don't know who to trust? Finding a coach can be a scary proposition.

Joining a membership site with a good reputation, strict educational focus and strong reviews like [MyNAMS Total Business System](#) can be a great starting point.

In fact, this is a good place to vet coaches and others before you spend a ton of money.

NAMS
NICHE AFFILIATE
MARKETING SYSTEM

GUESTS: CLICK TO ATTEND NEXT LIVE TRAINING
Discover the top-secret (and oh-so-simple) techniques superstar marketers are using to increase open rates, click-throughs, and sales in their autoresponder messages. If your emails aren't generating the profits you need, you MUST watch this webinar.
MEMBERS: LOG IN TO ATTEND!

HOME MY MEMBERSHIP THE INSIDERS CLUB CATALOG COMMUNITY AFFILIATES CONTACT SPONSORS WORKSHOP INFORMATION

What are your Email Fears?

7 Fears Sabotaging Your Email Profits Guest Post by Terry Dean The Direct Marketing Association reported email marketing had the highest ROI of any online activity in 2012. Email earned \$28.50 for every \$1 invested...far ahead of seo, social media, and mobile. Email is the secret behind almost every success story online. It was my first discovery way back in 1996. As my list grew each month, my income grew right alongside it. If you want to earn more money than you ...

NAMS West - EIKAD

If You Love NAMS... ..But Wish It Were On The West Coast... This is as close as you can get... I booked my flight this morning for my first EVER trip to Las Vegas for Dennis Becker's Earn1KaDay 2013 Seminar where I'm speaking. (More about that in a minute.) The astounding thing is that it's been 2 years since I've flown. Kind of weird since I spent the

SEARCH MYNAMS

Search this website... [Search](#)

MEMBER LOGIN

Login

Password

[Login](#)

[Signup Here](#)
[Lost Password](#)

LATEST POSTS

[What are your Email Fears?](#)

Membership groups can be ideal for the newer marketer in that they offer:

- Training
- Resources
- Some coaching
- Feedback
- The benefit of your peers' experiences
- Support

Found Money: Easy Money Course!

Best of all, they'll help fast-track you – so that your streams of income start trickling in (maybe even pouring) a lot sooner than if you struggled along on your own.

20. Join your Membership Forum's affiliate program!

Like what the group like [MyNAMS Total Business System](#) is doing for you, or providing? Tell others about it!

- Create a blog, honestly detailing your journey and experiences
- Review the program
- Promote it on your social networks (in a natural way, of course!)
- Write an article about the problems your Membership Forum helps you solve – and write just about the problems, don't at first mention the Forum. Then present the Forum as your big solution – and invite others to try it out.

Cash in on MyNAMS with these Affiliate Tools

Below, you'll find the latest affiliate tools for all of the MyNAMS products. Just click on the dropdown box to choose the product you'd like to promote. We've made this as simple as possible. Your links are embedded. All you have to do is copy the links, or the content, and paste it wherever you'd like to display it.

There are two key pre-requisites:

1. Be sure you're logged in. Look at the right sidebar. If you see a member block that



21. Look for passive income ideas everywhere.

Have a problem with something? Create the solution!

Found Money: Easy Money Course!

Love a niche? Create a blog to help others who love it – and monetize it.

Really! This is probably the key to making more passive income on a regular basis. Be active... Always be vigilant about finding great opportunities to provide value to your community or communities that you're involved in. Become the go-to guy, or girl, in your niche.

Be analytical. Try different formats and see what feels most natural to you – and what brings you results. A review blog? A blog that sells nothing (but that you let an Ad network or Google monetize for you with ads?)

Track your results to gain a crystal-clear picture of the types of Passive Income streams that work for you – and those that don't.

Think about the tactics that work... and see how many more similar ideas, using that model type, you can come up with.

Finally, my biggest tip of all...

Remember to have fun!